

NUTAN MAHARASHTRA VIDYA PRASARAK MANDAL
NUTAN MAHARASHTRA INSTITUTE OF ENGG. & TECH

Balance Sheet

1-Apr-2020 to 31-Mar-2021

Liabilities	as at 31-Mar-2021	Assets	as at 31-Mar-2021
Capital Account		Fixed Assets	1,62,13,792.18
Loans (Liability)		Computer	12,84,317.11
Current Liabilities	3,96,14,638.01	EQUIPMENTS	75,98,618.24
Provisions	20,15,790.06	Furniture and Fixtures	64,13,756.29
Sundry Creditors	23,10,465.00	Library	95,762.40
Advance Fees	2,76,314.50	Vehicle	8,21,338.14
Advance for Exam Remuneration (Dec 08)	24,78,629.35	Current Assets	7,67,35,060.21
ARC to Staff	66,860.00	Deposits (Asset)	5,000.00
Caution Money	46,68,838.00	Loans & Advances (Asset)	7,437.00
EBC Concession	1,35,354.00	Sundry Debtors	6,63,62,839.75
Employees Provident Fund	1,08,229.00	Cash-in-hand	1,63,548.00
Examination Fees	76,075.00	Bank Accounts	1,00,17,831.46
Freeship NT Category	1,57,230.00	Deposit with BSNL	3,000.00
Freeship OBC Category	4,23,593.00	Fixed Deposit - Prize Distribution	22,226.00
Freeship SBC Category	2,584.00	Receivable From SPPU for Schemes	40,118.00
Freeship SC Category	1,02,292.00	Security Deposit - H P Gas	2,500.00
Freeship ST Category	3,740.00	Security Deposit - MSEB	92,560.00
Fund Received From GIZ for Mech	26,916.00	Tax Deducted at Source	18,000.00
Gratuity Payable	1,17,59,330.00		
Honrarium Payable	11,100.00		
N.S.S.	13,870.00		
Other Liability	3,78,141.00		
Profession Tax	16,700.00		
Remuneration Received	19,130.00		
Salary Payable	58,75,418.00		
Scholarship OBC Category	4,46,537.00		
Scholarship ST Category	6,805.00		
Scholarship NT Category	1,92,257.00		
Scholarship SBC Category	81,422.00		
Scholarship SC Category	1,23,314.00		
STC/PTC Scholarship	2,000.00		
TDS	3,45,076.00		
Training & Placement VLMI	2,03,385.10		
University/Students Activity Fees	75,30,173.00		
UOP Grants Under QIP	(-2,42,930.00)		
Branch / Divisions	3,23,87,094.20		
Nutan College of Engineering & Research	94,838.00		
Nutan Maha. Vidya Polytechnic	12,00,000.00		
Nutan Maha. Vidya Prasarak Mandal	3,10,92,256.20		
Excess of income over expenditure	2,09,47,120.18		
Opening Balance	(-3,34,85,186.23)		
Current Period	5,44,32,306.41		
Total	9,29,48,852.39	Total	9,29,48,852.39

(Signature)
15/11/2021



Nutan Maharashtra Institute of Engineering & Technology
(Signature)
 Chairman V.


UDIN Consolidated - 21044913AAAAIT3679
 DATE - 15/11/2021

NUTAN MAHARASHTRA INSTITUTE OF ENGG. & TECH


Income and Expenditure Statement

1-Apr-2020 to 31-Mar-2021

Particulars	1-Apr-2020 to 31-Mar-2021	Particulars	1-Apr-2020 to 31-Mar-2021
Purchase Accounts	3,20,767.00	Direct Incomes	10,22,52,673.00
Computer Lab - Consumable	3,14,690.00	Development Fee	1,05,36,147.00
Chemistry Lab Semi Consumable	6,077.00	Tuition Fee - Bvoc	7,30,000.00
		Tution Fee	9,09,86,526.00
Indirect Expenses	4,91,61,240.59	Indirect Incomes	16,61,641.00
Administrative Expenses	3,91,700.00	Cancellation Charges	7,000.00
Manpower Expenses	4,17,68,790.00	Interest Received	1,67,890.00
Operating Expenses	8,22,394.28	Misc. Income	1,82,721.00
Advertisement Expenses	4,49,954.00	University Activity Fee	12,94,000.00
Audit Fees	5,00,000.00	Xerox & Other Receipts	10,030.00
Bank Charges	1,168.20		
Bvoc-Exp	6,07,800.00		
Depreciation	31,18,567.11		
Diesel & Oil (Genset)	3,500.00		
Function & Festival Expenses	11,641.00		
Internet Charges	4,46,925.00		
Misc. Expenses	2,07,315.00		
Office Expenses	68,284.00		
Patent Expenses	14,100.00		
Periodicals / Journals	69,500.00		
Printing Expenses	6,115.00		
Professional Fees	1,68,000.00		
Rates & Taxes	1,09,899.00		
Software Expenses	3,13,402.00		
Stationery Expenses	8,886.00		
Website Development	73,300.00		
Excess of income over expenditure	5,44,32,306.41		
Total	10,39,14,314.00	Total	10,39,14,314.00


 15/11/2021


Nutan Maharashtra Institute of Engineering & Technology


 Chairman

 UDIN Consolidated - 21044913AAAAIT3679
 DATE - 15/11/2021

NUTAN MAHARASHTRA INSTITUTE OF ENGG. & TECH

Receipts and Payments


1-Apr-2020 to 31-Mar-2021

Page 1

Receipts	1-Apr-2020 to 31-Mar-2021	Payments	1-Apr-2020 to 31-Mar-2021
Opening Balance	59,16,004.18	Current Liabilities	4,99,89,386.24
Bank Accounts	59,06,894.18	Advance for Exam Remuneration (Dec 08)	3,66,368.00
Cash-in-hand	9,110.00	Caution Money	34,000.00
Current Liabilities	28,51,214.25	EBC Concession	2,21,093.00
Advance Fees	20,000.00	Employees Provident Fund	5,35,852.00
Advance for Exam Remuneration (Dec 08)	8,77,317.00	Examination Fees	30,03,030.00
EBC Concession	1,90,908.25	Fund Received From GIZ for Mech	14,000.00
Examination Fees	16,00,201.00	Gratuity Payable	10,00,000.00
N.S.S.	14,850.00	Honrarium Payable	1,29,900.00
Remuneration Received	28,410.00	N.S.S.	980.00
TDS	1,19,528.00	Professional Fees Payable	18,000.00
Current Assets	6,07,96,409.75	Profession Tax	96,600.00
Receivable From SPPU for Schemes	22,069.00	Remuneration Received	9,280.00
Loans & Advances (Asset)	2,500.00	Salary Payable	3,64,01,182.00
Sundry Debtors	6,07,71,840.75	TDS	9,78,520.00
Branch / Divisions	1,38,29,885.00	Training & Placement VLMI	2,169.00
Nutan College of Engineering & Research	18,150.00	University/Students Activity Fees	4,27,350.00
Nutan Maha. Vidya Polytechnic	11,50,000.00	Provisions	19,03,929.24
Nutan Maha. Vidya Prasarak Mandal	1,26,61,735.00	Sundry Creditors	48,47,133.00
Indirect Incomes	4,85,463.50	Current Assets	2,20,133.00
Cancellation Charges	7,000.00	Sundry Debtors	2,20,133.00
Excess Fees	1,43,067.50	Branch / Divisions	2,12,05,272.00
Interest Received	1,66,736.00	Nutan College of Engineering & Research	18,88,257.00
Misc. Income	1,58,630.00	Nutan Maha. Vidya Polytechnic	11,40,000.00
Xerox & Other Receipts	10,030.00	Nutan Maha. Vidya Prasarak Mandal	1,81,77,015.00
Indirect Expenses	6,64,339.00	Purchase Accounts	6,077.00
Function & Festival Expenses	6,055.00	Chemistry Lab Semi Consumable	6,077.00
Misc. Expenses	1.00	Indirect Incomes	1,23,382.50
Seminar/workshop Expenses	84,035.00	Excess Fees	1,18,382.50
Administrative Expenses	5,70,900.00	Misc. Income	5,000.00
Manpower Expenses	3,348.00	Indirect Expenses	28,17,685.48
		Advertisement Expenses	4,49,954.00
		Bank Charges	1,168.20
		Bvoc-Exp	1,23,700.00
		Diesel & Oil (Genset)	3,500.00
		Function & Festival Expenses	12,496.00
		Misc. Expenses	1,91,316.00
		Office Expenses	60,712.00
		Patent Expenses	14,100.00
		Periodicals / Journals	69,500.00
		Printing Expenses	6,115.00
		Professional Fees	45,000.00
		Seminar/workshop Expenses	54,944.00
		Software Expenses	11,752.00
		Stationery Expenses	8,886.00
		Website Development	73,300.00
		Administrative Expenses	1,98,600.00
		Manpower Expenses	7,24,100.00
		Operating Expenses	7,68,542.28
Carried Over	8,45,43,315.68	Carried Over	7,43,61,936.22

continued ...

M





NUTAN MAHARASHTRA INSTITUTE OF ENGG. & TECH

Receipts and Payments

Page 2

Receipts		1-Apr-2020 to 31-Mar-2021	Payments		1-Apr-2020 to 31-Mar-2021
Brought Forward		8,45,43,315.68	Brought Forward		7,43,61,936.22
			Closing Balance		1,01,81,379.46
			Bank Accounts		1,00,17,831.46
			Cash-in-hand		<u>1,63,548.00</u>
Total		8,45,43,315.68	Total		8,45,43,315.68


15/11/2021



Nutan Maharashtra Institute of Engineering & Technology


Chairman

UDIN Consolidated - 21044913AAAAIT3679
Date - 15/11/2021

NUTAN MAHARASHTRA INSTITUTE OF ENGG. & TECH

Current Liabilities

Group Summary

1-Apr-2020 to 31-Mar-2021

Particulars	Closing Balance	
	Debit	Credit
Provisions		20,15,790.06
Sundry Creditors	1,46,000.00	24,56,465.00
Advance Fees		2,76,314.50
Advance for Exam Remuneration (Dec 08)		24,78,629.35
ARC to Staff		66,860.00
Caution Money		46,68,838.00
EBC Concession		1,35,354.00
Employees Provident Fund		1,08,229.00
Examination Fees		76,075.00
Freeship NT Category		1,57,230.00
Freeship OBC Category		4,23,593.00
Freeship SBC Category		2,584.00
Freeship SC Category		1,02,292.00
Freeship ST Category		3,740.00
Fund Received From GIZ for Mech		26,916.00
Gratuity Payable		1,17,59,330.00
Honrarium Payable		11,100.00
N.S.S.		13,870.00
Other Liability		3,78,141.00
Profession Tax		16,700.00
Remuneration Received		19,130.00
Salary Payable		58,75,418.00
Scholorship OBC Category		4,46,537.00
Scholorship ST Category		6,805.00
Scholarship NT Category		1,92,257.00
Scholarship SBC Category		81,422.00
Scholarship SC Category		1,23,314.00
STC/PTC Scholarship		2,000.00
TDS		3,45,076.00
Training & Placement VLMI		2,03,385.10
University/Students Activity Fees		75,30,173.00
UOP Grants Under QIP	2,42,930.00	
Grand Total	3,88,930.00	4,00,03,568.01



NUTAN MAHARASHTRA INSTITUTE OF ENGG. & TECH

Current Assets

Group Summary

1-Apr-2020 to 31-Mar-2021

Page 1

Particulars	Closing Balance	
	Debit	Credit
Deposits (Asset)		5,000.00
Loans & Advances (Asset)		7,437.00
Sundry Debtors		6,63,62,839.75
Cash-in-hand		1,63,548.00
Bank Accounts		1,00,17,831.46
Deposit with BSNL		3,000.00
Fixed Deposit - Prize Distribution		22,226.00
Receivable From SPPU for Schemes		40,118.00
Security Deposit - H P Gas		2,500.00
Security Deposit - MSEB		92,560.00
Tax Deducted at Source		18,000.00
Grand Total		7,67,35,060.21



NUTAN MAHARASHTRA INSTITUTE OF ENGG. & TECH

Administrative Expenses

Group Summary

1-Apr-2020 to 31-Mar-2021

Particulars	Closing Balance	
	Debit	Credit
Affiliation Fees - UOP	1,00,600.00	
Inspection/ Processing Fees	1,59,000.00	
Membership Fees	5,900.00	
Training and Placement Exp.	75,400.00	
Visit/inspection Expenses	50,800.00	
Grand Total	3,91,700.00	



NUTAN MAHARASHTRA INSTITUTE OF ENGG. & TECH

Manpower Expenses

Group Summary

1-Apr-2020 to 31-Mar-2021

Particulars	Closing Balance	
	Debit	Credit
Salary- Contract		14,93,029.00
Employer Provident Fund A/c		13,27,354.00
Honorarium		1,68,767.00
Remuneration (Visiting Faculty)		1,18,815.00
Salary		3,86,60,825.00
Grand Total		4,17,68,790.00



NUTAN MAHARASHTRA INSTITUTE OF ENGG. & TECH

Operating Expenses

Group Summary

1-Apr-2020 to 31-Mar-2021

Particulars	Closing Balance	
	Debit	Credit
Auto Gas and Oil	1,32,000.00	
Conveyance	17,911.00	
Electrical Maintenance	1,13,053.28	
Electricity Expenses	3,85,810.00	
Postage and Telephone	26,803.00	
Repairs and Maintenance	1,09,016.00	
Repairs to Vehicle	24,296.00	
Travelling Expenses	8,586.00	
Xerox Expenses	4,919.00	
Grand Total	8,22,394.28	



NUTAN MAHARASHTRA INSTITUTE OF ENGINEERING AND TECHNOLOGY

Fixed Asset Schedule as on 31-03-2021

PARTICULARS	Opening Balance 01/04/2020	Additions During the year	Depriciation for the Year	WDV as on 31.3.2019
COMPUTER	2140528.54	0.00	856211.42	1284317.12
BOOKS	159603.84	0.00	63841.44	95762.40
FURNITURE	7126395.64	0.00	712639.56	6413756.08
MACHINERY	8814204.86	125346.00	1485874.67	7453676.19
VEHICLE	966280.39	0.00	0.00	966280.39
TOTAL	19207013.27	125346.00	3118567.09	16213792.18

